

MOFFAT

The Catering Equipment
Company



General Fabrication

Sinks and Dishwash Tabling

'S' Range Sink Units

'S' Range Sink Unit Tops with heavy duty Bowls, manufactured from type 304 stainless steel, that form a single seamless unit with a satin polished finish and relief pattern wipe clean drainers. Anti drip edge to front and ends with a boxed upstand to the rear (Up stand 50mm high with 20mm return to wall. Front and end turn downs: 50mm). The heavy duty bowls have 38mm corner standing waste and overflow, complete with stainless steel strainer. All units are 900mm high to top of anti drip edge and are mounted on square section stainless steel legs with adjustable feet and stainless steel undershelf. The units can be supplied with mixer or column taps with traditional cross heads or lever operation. Valances to obscure the bowl when viewed from the front are also available as an option.

'S' Range Sink Units are delivered fully assembled but **as a budget option can be supplied flat packed complete with tools and instruction for assembly.**



Model SSU76B



Model SSU246DBBD



Model SSU186DBD






Model SSU126DB



Model SSU1265BD complete with optional valance. See price list for details.

'S' Range Sink Unit cross section

Guide to model codes **SSU** = 'S' Range Sink Unit. The next 3/4 numbers denotes the length and depth. 6 denotes 600mm length and 65 is 650mm deep and 7 means the unit is 700mm deep. **D** denotes drainer and **B** means bowl, to indicate the layout of the Sink Unit. Therefore **DBBD**, from left to right, means drainer, bowl, bowl and drainer.



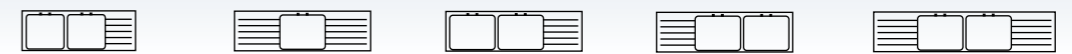
Close-up of drainer

MODEL	SSU76B	SSU126BD	SSU126DB	SSU156BD	SSU156DB	SSU156DBB
Length mm	700	1200	1200	1500	1500	1500
Depth mm	600	600	600	600	600	600
Height mm	900	900	900	900	900	900
MODEL	SSU765B	SSU1265BD	SSU1265DB	SSU1565BD	SSU1565DB	SSU1565DBB
Length mm	700	1200	1200	1500	1500	1500
Depth mm	650	650	650	650	650	650
Height mm	900	900	900	900	900	900
MODEL	SSU77B	SSU127BD	SSU127DB	SSU157BD	SSU157DB	SSU157DBB
Length mm	700	1200	1200	1500	1500	1500
Depth mm	700	700	700	700	700	700
Height mm	900	900	900	900	900	900



Standard bowl size 600 x 450 x 300mm except on 1500mm long double bowl single drainers units, where bowl size is 450 x 450 x 300mm. Non standard bowls and sink unit lengths available on request.

MODEL	SSU156BBD	SSU186BBD	SSU186BBD	SSU186DBB	SSU246DBBD
Length mm	1500	1800	1800	1800	2400
Depth mm	600	600	600	600	600
Height mm	900	900	900	900	900
MODEL	SSU1565BBD	SSU1865BBD	SSU1865BBD	SSU1865DBB	SSU2465DBBD
Length mm	1500	1800	1800	1800	2400
Depth mm	650	650	650	650	650
Height mm	900	900	900	900	900
MODEL	SSU157BBD	SSU187BBD	SSU187BBD	SSU187DBB	SSU247DBBD
Length mm	1500	1800	1800	1800	2400
Depth mm	700	700	700	700	700
Height mm	900	900	900	900	900



Standard bowl size 600 x 450 x 300mm except on 1500mm long double bowl single drainers units, where bowl size is 450 x 450 x 300mm. Non standard bowls and sink unit lengths available on request.

Sterilising Sink Units



Bespoke Electric Steriliser

The range of sterilising sinks are manufactured to customer requirements, all tops are manufactured from 1.5mm thick type 304 stainless steel, welded construction to form a single seamless unit with satin polished finish. The top is 20mm deep with anti drip front and end edges and a 40mm boxed upstand to the rear. Heavy duty sterilising bowls have front operated waste valve with overflow. Heavy duty wash bowls fitted with corner standing waste or plug chain and overflow. The stainless steel understructure has adjustable feet and the unit is finished with a deep stainless steel apron to cover the sterilising bowls. Sterilising sinks are thermostatically controlled to operate at 82°C and are fully insulated. See the price list for a full range of accessories.



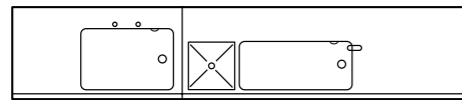
Nylon Coated Cup & Cutlery Racks
Model FX71



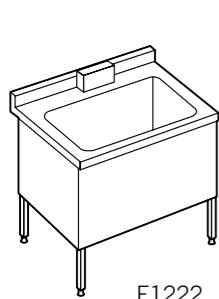
Nylon Coated Plate Racks
Model FX73



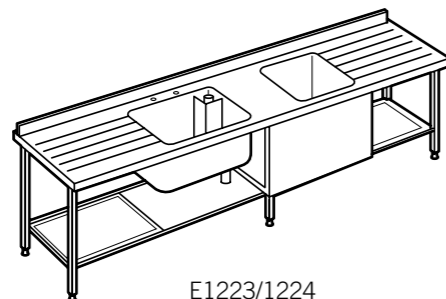
Relief patterned drainers



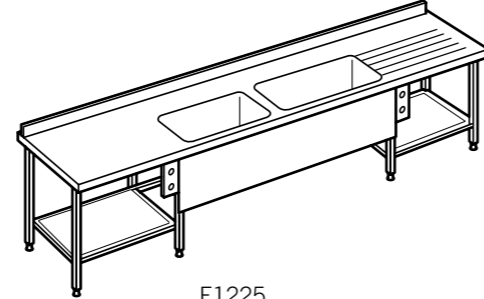
E1230



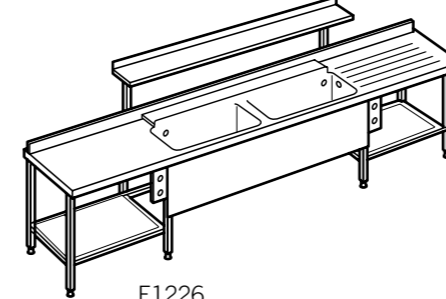
E1222



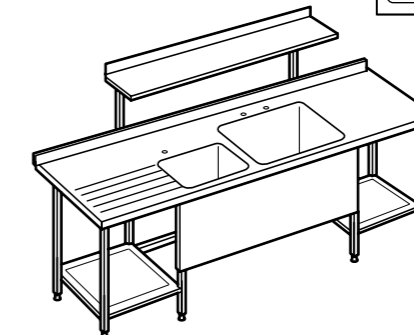
E1223/1224



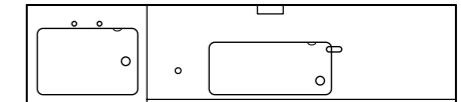
E1225



E1226
shown with optional elevated basket shelf



E1227
shown with optional elevated basket shelf



E1030

MODEL	E1222	E1230	E1223	E1224	E1225	E1226	E1227	E1030
Type	Electric	Electric	Electric	Electric	Electric	Electric	Electric	Electric
Length mm	864	3600	2400	2400	3660	3660	2400	3200
Depth mm	622	760	600	600	760	700	700	760
Height mm	900	900	900	900	900	900	900	900
Gas connections	-	-	-	-	-	-	-	-
Power rating kw	4.0	6.0	3.0	4.0	6.0	6.0	4.0	6.0
Wash bowl mm length x width x depth	-	760 x 510 x 305	600 x 450 x 300	600 x 450 x 300	760 x 400 x 300	760 x 380 x 250	700 x 500 x 300	760 x 510 x 305
Sterilizing bowl mm length x width x depth	700 x 500 x 300	915 x 380 x 350	380 x 450 x 380	600 x 450 x 380	915 x 400 x 365	915 x 380 x 330	500 x 330 x 355	915 x 380 x 350

See price list for detailed specification **Note: When ordering please specify if you require right or left handed steriliser bowl.**

Heavy Duty Bowls and Taps



Flanged Bowls



Raw Bowls
for welding into
stainless steel tops



Circular Bowls
for welding into
stainless steel tops

Heavy Duty Bowls

Our range of bowls to be incorporated into bespoke sink units are made from stainless steel with welded corners providing a consistent thickness to both the base and sides of the bowls. Bespoke sizes are available on request.

Taps

A variety of tap styles are available. All taps shown are 1/2". However a 3/4" tall column tap with cross heads is available. (Model FX 1-8)



Mixer tap with cross heads
Model FX1



Tall column tap with cross heads
Model FX3



Basin tap with cross heads
Model FX4



Pre rinse spray tap
Model FX8



Tall column tap with lever
Model FX5



Basin tap with lever
Model FX6



Mixer tap with lever
Model FX7



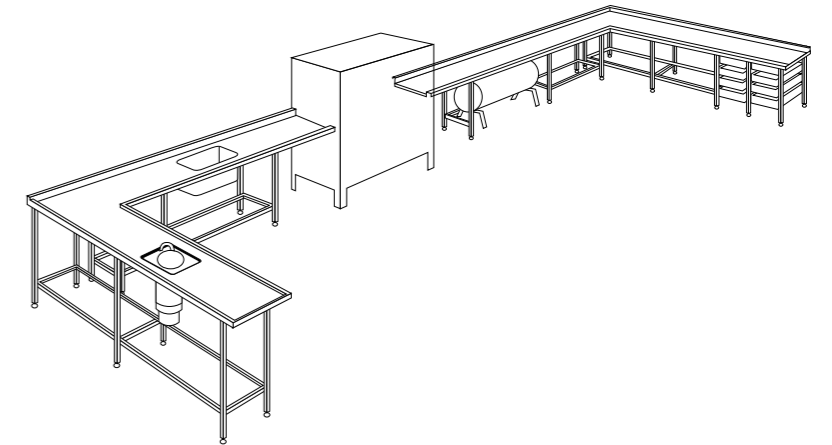


Dishwash Tabling

Dishwash tabling is normally built to suit individual requirements. Illustrated below is a typical layout which shows some of the options offered. Moffat can provide drawings for approval.



Standard Dishwash Table



Dishwash tables are manufactured from stainless steel (type 304). The profile can be as our standard or a special as required. Dishwash table ends are shaped to suit the particular dishwash machine entry. The understructure is made from 30mm square section stainless steel and the legs are fitted with adjustable feet and come complete with undershelf as standard. Extras include scrapping chutes, welded in waste disposal hoppers, pre-rinse sinks and sprays, runners to accommodate dishwash baskets, watertight joints and special splashbacks. Please see price list for detailed specification.



Standard Dishwash Table

Bespoke fabrication

State of the art design

In addition to our 'off the shelf' range of products, E&R Moffat are at the leading edge of design for bespoke fabricated requirements.

Experienced designers with flare and vision are able to work closely with clients to fulfil their needs, suggesting innovative ways of using the latest materials coupled with clever use of space to create dynamic conditions.



Section 1 Lengths		
FX22	All 304 stainless steel construction	All fabrication
FX23	Bowl mounted- waste disposal unit	All fabrication
FX24	Water tight joints	All fabrication
FX25	Welded joints	All fabrication
FX45	Fabrication Brochure	
FX52	Weld in bowl	Wall bench /Centre table
FX53	ANTI DRIP mould to bowl	Wall bench /Centre table
FX57	SINGLE 13A socket within taller upstand	Wall Bench /centre table
FX58	Cable port	Wall Bench /centre table
Section 2 Variations to top		
FX16	Corner cut out 600/650/700 mm	All fabrication
FX17	Up to 100mm high upstand per 300mm	All fabrication
FX18	Up to 150mm high upstand per 300mm	All fabrication
FX19	Up to 300mm high upstand per 300mm	All fabrication
FX26	Insert 200 x 200 scrap hole with collar (with void under)	All fabrication
FX27	Cantilevered overshelf (add to shelf price)	All fabrication
FX28	Weld in wash hand basin	All fabrication
FX29	Partial upstand	All fabrication
FX30	End upstand	All fabrication
FX50	Step/E Drop section to top, to one end, left or right	Wall bench /Centre table
FX51	Step /M Drop section to middle	Wall bench /centre table
FX54	Corner mitre/chamfer	Wall Bench /centre table
FX55	Radius corner	Wall Bench /centre table
FX56	Weld in drip tray	Wall Bench /centre table
FX59	Corner mitre / chamfer	Sinks units /dish wash tabling
Section 3 Under Strengthening		
FX10	Part void - including cranked tie bar	All fabrication
FX11	Welded up - complete with void under	All fabrication
FX12	Extra under shelf per 300mm	All fabrication
FX13	Removable undershelf	All fabrication
FX14	Strengthened under shelf per 300 mm	All fabrication
FX15	Strengthened top per 300 mm	All fabrication
FX20	Single skin rear panel- (per 1000 mm)	All fabrication
FX31	Single skin end panel	All fabrication
Section 4 Sink unit under structure		
FX60	300 mm high valance panels x 700 mm	Sinks Units /dish wash tabling
FX61	300 mm high valance panels x 1200 mm	Sinks units /dish wash tabling
FX62	300 mm high valance panels x 1500 mm	Sinks units /dish wash tabling
FX63	300 mm high valance panels x 1800 mm	Sinks units /dish wash tabling
FX64	300 mm high valance panels x 2400 mm	Sinks units /dish wash tabling
FX65	300 mm high valance panels x 3000 mm	Sinks units /dish wash tabling
FX81	Standard 90 degree corner module (NO extended ledge)	Dish wash tabling
FX82	Standard 90 E degree corner module (complete with extended ledge)	Dish wash tabling
Section 5 Drawers		
FX32	GN drawer fitted complete with stainless steel pan	Wall bench /Centre table
FX33	Bank of 2 Gastronorm drawers complete with stainless steel pans	Wall bench /Centre table
FX34	Bank of 3 Gastronorm drawers complete with stainless steel pans	Wall bench /Centre table
FX35	Bank of 4 Gastronorm drawers complete with stainless steel pans	Wall bench /Centre table
FX36	Bank of 1 Gastronorm drawer fitted complete with polypropylene pan	Wall bench /Centre table
FX37	Bank of 2 Gastronorm drawer fitted complete with polypropylene pan	Wall bench /Centre table

FX38	Bank of 3 Gastronorm drawer fitted complete with polypropylene pan	Wall bench /Centre table
FX39	Bank of 4 Gastronorm drawer fitted complete with polypropylene pan	Wall bench /Centre table
FX40	Gastronorm drawer (fitted) complete with adaptor&lift out grey plastic 4 section cutlery box	Wall bench /Centre table
FX41	Bank of 2 Gastronorm drawer (fitted) complete with adaptor & lift out grey plastic 4 section cutlery box	Wall benches /Centre tables
FX42	Bank of 3 Gastronorm drawer (fitted) complete with adaptor & lift out grey plastic 4 section cutlery box	Wall bench /Centre table
FX43	Bank of 4 Gastronorm drawer (fitted) complete with adaptor & lift out grey plastic 4 section cutlery box	Wall bench /Centre table
FX44	Drawer lock for gastronorm drawer range (multiply by number of lockable drawers required)	Wall bench /Centre table
Section 6 Dishwashing tables		
FX9	Bowl cover	All fabrication
FX21	Removable splash back	All fabrication
FX66	Pre wash bowl with splashback (up to 600mm long X 300MM DEEP)	Sinks Units /dish wash tabling
FX67	Bank of basket runners (500x 500mm)	Sinks Units /dish wash tabling
FX68	Weld in waste disposal unit	Sinks units /dish wash tabling
FX69	Extended rear ledge per 300mm	Sinks units /dish wash tabling
FX70	Inset rubber scrap ring (with void under)	Sinks units /dish wash tabling
Section 7 Runners and castors		
FX46	Bank of runners left	Wall bench /Centre table
FX47	Bank of runners right	Wall bench /Centre table
FX48	Bank of runners centre	Wall bench /Centre table
FX49	Set of 4 all swivel castors, 125mm diameter, two with brakes	Wall bench /Centre table
Section 8 Taps		
FX1	1/2" cross head mixer tap	All fabrication
FX2	1/2" tall column tap with cross head per pair	All fabrication
FX3	3/4" tall column tap with cross head per pair	All fabrication
FX4	1/2 basin tap (per pair)	All fabrication
FX5	Tall column tap with lever	All fabrication
FX6	Basin tap with lever (one pair)	All fabrication
FX7	Mixer tap with lever	All fabrication
FX8	Pre rinse spray tap	All fabrication
Section 9 Sterilising sinks		
FX71	Nylon coated cup & cutlery rack [11"x15"x4"]	Sterilising sinks
FX72	Nylon coated cup & cutlery rack [12"x14"x4"]	Sterilising sinks
FX73	10 plate rack with 30mm wide sections to suit sterilising models 1223/1226	Sterilising sinks
FX74	12 plate rack with 30mm wide sections to suit sterilising models 1223/1226	Sterilising sinks
FX75	7 soup plate rack 50mm wide sections	Sterilising sinks
FX76	6 soup plate rack 50mm wide sections to suit sterilising models 1223/1226	Sterilising sinks
FX77	Elevated basket shelf to suit Sterilising Model 1227	Sterilising sinks
FX78	Elevated basket shelf to suit Sterilising Model 1225 & 1226	Sterilising sinks
FX79	Dial thermometer	Sterilising sinks
FX80	3 phase immersion heater	Sterilising sinks



The Catering Equipment
Company



Our Green Thinking logo highlights innovation in our manufacturing which makes our products environmentally conscious through energy savings, sustainability and efficiency in production



Regeneration
& Keep Hot



General
Fabrication



Countering

E & R Moffat Ltd.
Bonnybridge
FK4 2BS
Scotland

T +44 (0) 1324 812272
F +44 (0) 1324 814107
E sales@ermoffat.co.uk
www.ermoffat.co.uk